

TWISTER PLUS INSTALLATION + CARE



unika vaev


fraster 

Hear yourself think®


TWISTER PLUS MOUNTING

Magnetic Suspension

Twister Plus is supplied with 4 magnetic spacers for wall installation. The adjustable spacers ensure that the suspension will be even, regardless of the wall behind it. **It is important to leave a minimum of .4" (10mm) between each of the mounted Twister Plus modules.**



Magnet



Adjustable Spacer



Wall Fitting & Screw



Magnetic plate to screw on to acoustic plate



Magnetic plate with adjustable suspension

TWISTER PLUS MOUNTING

Wire Suspension


Twister Plus panel is supplied with four wires for use in horizontal and vertical suspension. Adjustments for the wire length can be made with ease by pressing the top of the screw cap attached to the Twister Plus panel and pulling the wire through.




Horizontal Ceiling Mounting




Vertical Ceiling Mounting



Parts included for wire mounting unassembled



Parts assembled for wire mounting



Screw and cap for Twister plate unscrewed



Screw and cap for ceiling unscrewed



Screw and cap for Twister plate assembled



Screw and cap for ceiling assembled

TWISTER PLUS FELT MAINTENANCE

Daily attention and vacuuming are often alpha and omega when keeping the felt face of Twister Plus clean. Best results are usually achieved if a mark is immediately removed before it has had time to dry. Daily vacuuming removes dirt and dust before it has a chance to bind to the felt fibers. Vacuuming also removes sand and other loose material, so the felt is less prone to wear.

Maintaining felt made from wool is very easy, so long as you remember the above. Here are a few tips also worth knowing: Wool felt may develop what appears to be excess wool in a bunch and this can give off a 'woolly' surface appearance. This is a natural occurrence due to the short wool fibers in the felt. Simply vacuum the carpet to remove this excess felt build-up. The sooner a stain is removed the better. Any liquids should be wiped with an absorbent cloth immediately.

- With a clean white cloth (or a plain cloth) dab off the worst of the stain. Do not rub.
- Spray the stain with lukewarm water (if necessary, apply a Ph-neutral carpet shampoo or a fine detergent).
- Dab again with a plain cloth.
- Repeat if necessary.

For stubborn marks, we recommend using a professional dry-cleaning agent.

Think of wool felt as a wool sweater and treat appropriately when cleaning, i.e. using a water and mild soap solution is fine, but scrubbing the felt is not advisable.

