

Beam Installation Instructions

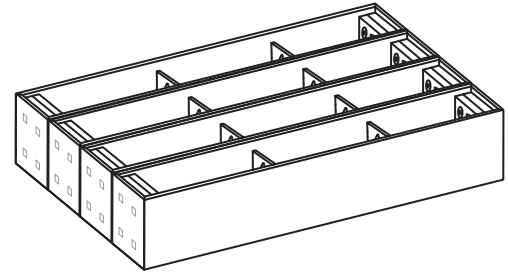


unika vaev
design studio

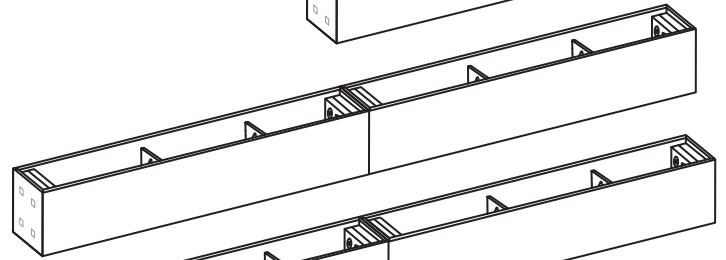
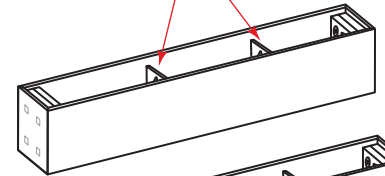
Hear yourself think®

Beam Installation Instructions

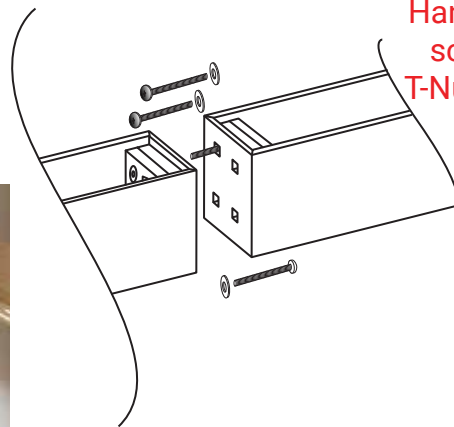
1. Beam baffles are 48" in length and come [4] per kit.
2. Beam baffles can be hung individually or combined to make longer lengths.
3. Remove beams from shipping box only when ready to install and not before.
4. Each Beam has two hanging points.
5. Hanging hardware is to be provided by the installer.
6. For combining Beams, remove the invisalign plugs (using the included wire tool), and use the included hardware, finger tight only.



Hanging Points



Invisalign Plugs [4]



Hand tighten [2] 1/4" -20 screws into opposing T-Nuts from each side [4] total per joint

